

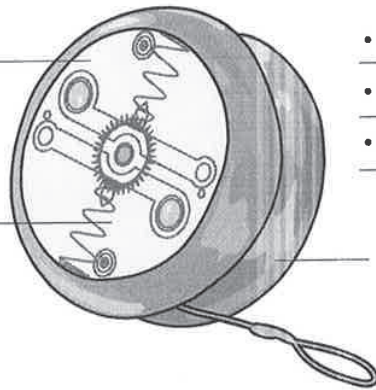
# Boomerang® Information

## Features

Versatile Yo-Yo that Includes an Auto-Return Feature

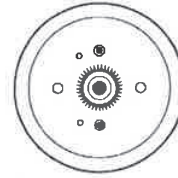
Clutch feature automatically converts the yo from a sleeper to hitched depending on how hard its thrown

Prominently features the NED message

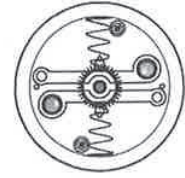


- High-impact-resistant plastic
- Twist apart (for knot removal)
- Five parts

Wider string gap for versatility



HALF



CLUTCH/AXLE HALF



STRING



SPOOL

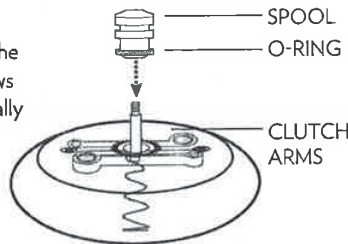


O-RING  
color may vary

## The Clutch

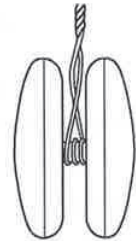
When the Boomerang yo is thrown softly, it will return immediately. But when it's thrown hard, springs inside the yo-yo make the clutch arms open up in a way that allows the yo-yo to "sleep" (spin continuously) before eventually coming back automatically.

If you have to take a Boomerang yo apart, make sure that the rubber O-ring is making contact with the clutch arms, when you put it back together.



## Triple Wrapped

The Boomerang is a hybrid of a hitched yo and a sleeper yo, so always keep three wraps around the spool of your Boomerang. More wraps don't change the performance of the yo and removing wraps prevents the clutch from working properly.



## Common Questions

For related videos and downloads visit [www.theNEDshow.com/kidz](http://www.theNEDshow.com/kidz)

### Why is the Boomerang not sleeping?

Throw the yo-yo down harder to get the clutch arms to open. Try using the overhand throw to get more speed on the downward motion. For more tips, watch the Learn to Yo video about *How to Throw Your Yo-Yo* at [theNEDshow.com/boomerang.html](http://theNEDshow.com/boomerang.html).

If the yo-yo still won't sleep, the O-ring might be missing. If it's still there, then it's possible that the O-ring is making contact against the wrong half of the yo-yo. It needs to be resting against the clutch arms, so check that it is inserted into the proper half of the yo.

Continued...

Also, double check that the string is wrapped around the spool three times. If this needs to be adjusted, follow the steps for adding "extra wraps" to the axle, outlined in the video *Learn to Yo: The Hitch* at [theNEDshow.com/hitch](http://theNEDshow.com/hitch).

### Why isn't the Boomerang automatically returning once it sleeps?

Check to see if the O-ring is missing. If it's not, it's possible that the multiple wraps around the spool were removed, leaving only a single loop. The Boomerang needs multiple wraps around the spool in order for the clutch to work properly.

## More Info

NEVER GIVE UP ★ ENCOURAGE OTHERS ★ DO YOUR BEST®

- Visit [theNEDshow.com/videos](http://theNEDshow.com/videos) for how-to videos.
- If a part is missing, exchange the yo for a new one and return with remaining inventory for full credit.
- Questions? Visit the **Product Help Center** at [www.theNEDshow.com/product-help](http://www.theNEDshow.com/product-help).



**THE NED SHOW®**  
There's a Champion in Every Kid!®